



Construction Cost
Accounting

Our Commitment Is To Make Your Life Easier

David W. – CEO of CCA

CONSTRUCTION COST ACCOUNTING

Contact Us:


Constructioncostacc.inc@gmail.com

949-356-0804

www.constructioncostaccounting.com

WHO WE ARE

We Are Dedicated Construction Accounting Specialists




Experienced



Certified Consultants



Email Response within 24 Hours



Trustworthy and Cost-effective



David Wang
OCEO of CCA



Tammy Hoang
Operation Director of CCA



Shannie Trieu



Ngoc Bui



Phuong Hoang

Our Experienced Bookkeepers & Accountants

CCA's Certificates



WHAT WE DO

Our Software Focus **Can Meet** Your Business



sage 100
Contractor

bill.comTM

WHAT WE DO

We Customize Financial Solutions That Fit Your Construction Demands



1. JOB COSTING

- Material cost
- Labor cost
- Overhead



2. ACCOUNT RECEIVABLE

- Collection management
- Create customer invoice
- Prepare invoices and send to clients
- Post customer payments
- Reconcile with the bank



3. ACCOUNT PAYABLE

- Direct communication with vendor
- Control cashflow
- Prepare bills and send checks
- Post payments to vendor



4. COST ACCOUNTING ANALYSIS

- Source Identification
- Cost Data Consolidation
- Cost Data Cleansing & Grouping
- Cost Data Categorizing
- Cost Data Analysis



5. TAX PLANNING

- Individual/ Business/ State & Local/
International/ Tax
- Tax Incentives
- Monthly and annual tax returns
- Tax advisor & resolution

THE CHALLENGES

We Understand **What** Keeps You Up At Night



Failing to Keep Track of Costs



Inaccurate Financial Reports



Overly Complex Accounting Rules
and Tax Regulations



Working Insanely Hard for
Razor-Thin Margins



You Will Get Your Expenses Managed,
Get Paid Faster & Make Informed Decisions

ACTUAL REPORTS

Sample Financial Reports

Construction Financial Management	<ol style="list-style-type: none"> 1. Balance Sheet 2. Income Statement 3. Cash Flow Report 4. Work-in-Progress (WIP) Report
Job Costing Reports	<ol style="list-style-type: none"> 1. Profit and Loss By Job 2. Job Profitability 3. Estimates vs. Actual Report
Profit reports	<ol style="list-style-type: none"> 1. Accrual-based Income Statement 2. Accumulated Gross Profits
Cash reports	<ol style="list-style-type: none"> 1. Cash Flow Statement 2. Accounts Receivables Aging
Expense reports	<ol style="list-style-type: none"> 1. Budget Variances 2. Labor Productivity 3. Labor Unit Cost Report. 4. Unit Cost Report 5. Projected Cost Analysis

ONBOARDING PROCESS AFTER THE 1ST MEETING

Understand Your Onboarding Process

STAGE 1 Receive the contract & a welcome email

- After our 1st meeting with the contract signed, our team will take note of your information and requirements
- Within two business days after the signed contract, our specialists will send you a welcome email and schedule an implementation call, including:
 - A warm welcome from CCA Team
 - Onboarding specialists introduction
 - Calendly link to schedule a kickoff call
 - A questionnaire relating to your order

STAGE 2 Gather your business information (10-15 business days before kickoff meeting)

- Information required:
 - Your business information (address, phone number, etc.)
 - The main point of contact (name, email)
 - Bank details and read-only bank access
 - User names & email addresses (for app set up and permission level)
 - Metrics for success

STAGE 3 Set up the project

- Before our kickoff meeting, we will use your information to set up systems and tools that can be applicable for your service request:
 - Accounting System (Quickbooks Online)
 - Client Interaction (Client Hub)
 - Document collection and management (HubDoc)
 - Bill pay (Bill.com, Plooto)
 - Expense Management (Expensify)
 - Time Tracking (Tsheets)
 - Payroll (Gusto, Wagepoint, ADP)
 - Reporting (Fultrli, Fathom, Spotlight, Reporting)
- Then, we will book a kickoff meeting (in-person or virtual)
- Lastly, have a meeting internally, we will discuss
 - Scope of projects
 - Timelines and expectations
 - Scheduling and workflow

ONBOARDING PROCESS AFTER THE 1ST MEETING

Understand Your Onboarding Process

STAGE 4 Client kickoff meeting

The kickoff meeting is the first time you are collaborating with us. We aim for an effective meeting, which can clearly outline the tasks and use your time wisely:

- Prepare for the kickoff meeting (3-5 days earlier):
 - You will receive an agenda in advance (which includes: introduction time, targeted tasks, and other information that your business required before)
- During the meeting: We will set the timelines and expectations/ Onboard you to apps/ Keep a list for any other to-do list items
- Follow up after the kickoff meeting (1 day after the kickoff meeting). We will send you
 - Summary of what has been established
 - List of to-do items and next steps
 - Calendly link to book meeting with the bookkeeping team
- After the kickoff meeting- internal tasks
 - We add users to apps
 - Take care of any setup tasks based on your information

STAGE 5 Receive our welcome package (after the kickoff meeting 5-7 days):

- To show our appreciation, we would love to send our welcome package includes:
 - Our contact card for your next experience our services
 - A personalized welcome video from our team
 - A small gift

STAGE 6 Transition to the bookkeeping team

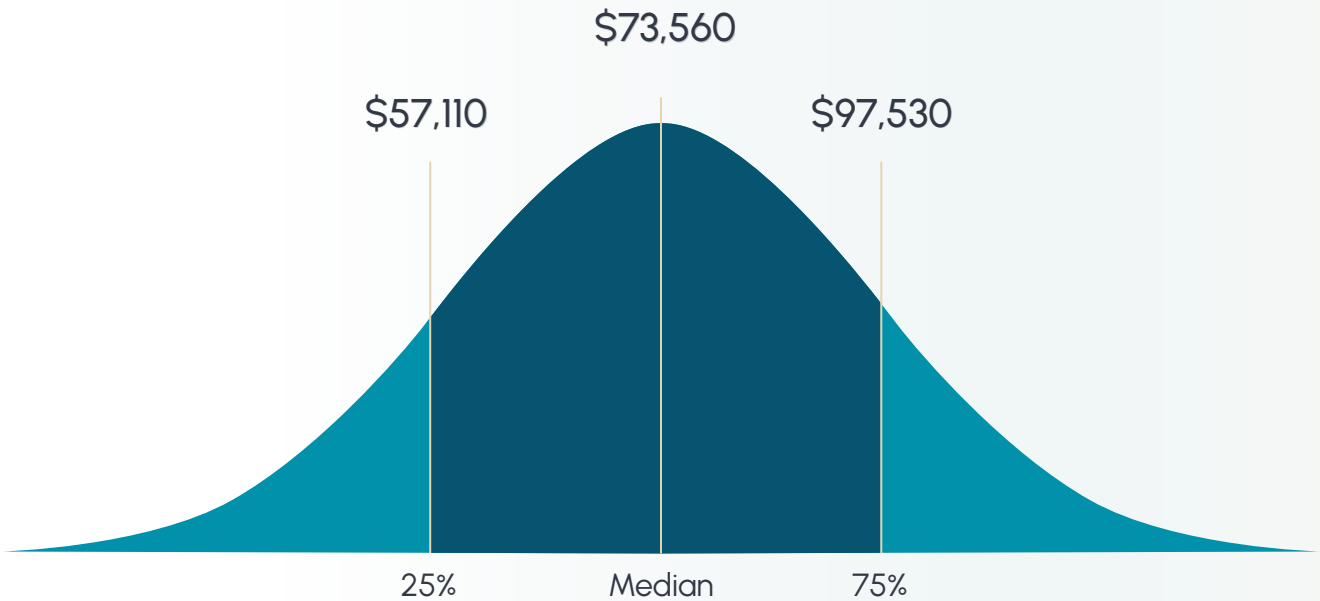
- After the necessary information is gathered, all the accounts/apps have been launched, and you have received training/ information to work with the apps
- Then, we will transition you to our dedicated bookkeepers:
 - Initial meeting with the bookkeeping team
 - Join an internal transition meeting (we will set aside time for Q&A about apps and then discuss in detail about monthly bookkeeping process)
 - Follow up after the transition meeting (we will summarize all the information discussed, and send you a Calendly link to book a recurring meeting with your assigned member)
- **BEGIN MONTHLY BOOKKEEPING!**

OUR PRICING

Pricing Range

How Much Does an Accountant Make?

Accountants made a median salary of **\$73,560** in 2020. The best-paid 25 percent made **\$97,530** that year, while the lowest-paid 25 percent made **\$57,110**.



Resource: money.usnews.com

Comparison of Bookkeeping Costs



IN-HOUSE

\$73,300

Avg. Yearly Salary

\$8,100

Avg. Yearly Benefits

\$7,900

Avg. Cost to Hire

\$89,000

Total Cost



CCA BOOKKEEPER

\$48,000

Avg. Yearly Salary

\$0

Avg. Yearly Benefits

\$0

Avg. Cost to Hire

\$48,000

Total Cost

EXAMPLES OF REPORTS ARE LISTED BELOW

A/P Aging Summary

4:40 AM
12/15/24

Quality-Built Construction A/P Aging Summary As of December 31, 2024

	Current	1 - 30	31 - 60	61 - 90	> 90	TOTAL
Chidester Marble & Tile	14,716.00	0.00	0.00	0.00	0.00	14,716.00
Color-Brite Paint Company	1,163.04	0.00	0.00	0.00	0.00	1,163.04
Laurel's Cabinets	12,532.00	0.00	0.00	0.00	0.00	12,532.00
Lipps' Landscaping	12,085.03	0.00	0.00	0.00	0.00	12,085.03
Office Mart	227.00	0.00	0.00	0.00	0.00	227.00
Valley Yellow Pages	900.00	0.00	0.00	0.00	0.00	900.00
Western Telephone Company	100.00	0.00	0.00	0.00	0.00	100.00
TOTAL	41,723.07	0.00	0.00	0.00	0.00	41,723.07

A/R Aging Summary

4:40 AM
12/15/24

Quality-Built Construction A/R Aging Summary As of December 31, 2024

	Current	1 - 30	31 - 60	61 - 90	> 90	TOTAL
Cruz, Albert						
Cottage - New Construction	30,150.00	0.00	0.00	0.00	0.00	30,150.00
Total Cruz, Albert	30,150.00	0.00	0.00	0.00	0.00	30,150.00
Molotsi, Hugh						
Second Story Addition	0.00	13,500.00	0.00	0.00	0.00	13,500.00
Total Molotsi, Hugh	0.00	13,500.00	0.00	0.00	0.00	13,500.00
TOTAL	30,150.00	13,500.00	0.00	0.00	0.00	43,650.00

EXAMPLES OF REPORTS ARE LISTED BELOW

Balance Sheet (Accrual Basis)

4:39 AM

12/15/24

Accrual Basis

Quality-Built Construction Balance Sheet As of December 31, 2024

	<u>Dec 31, 24</u>
ASSETS	
Current Assets	
Checking/Savings	
1110 · Company Checking Account	99,761.85
1120 · Company Savings Account	167,550.00
1130 · Payroll Checking Account	58.06
1140 · Petty Cash Account	131.10
Total Checking/Savings	<u>267,501.01</u>
Accounts Receivable	
1210 · Accounts Receivable	43,650.00
Total Accounts Receivable	<u>43,650.00</u>
Other Current Assets	
1320 · Retentions Receivable	3,350.00
1330 · Security Deposit	1,200.00
Total Other Current Assets	<u>4,550.00</u>
Total Current Assets	<u>315,701.01</u>
Fixed Assets	
1510 · Automobiles & Trucks	32,952.00
1520 · Computer & Office Equipment	19,862.00
1530 · Machinery & Equipment	25,643.00
1540 · Accumulated Depreciation	-6,500.00
Total Fixed Assets	<u>71,957.00</u>
TOTAL ASSETS	<u>387,658.01</u>
LIABILITIES & EQUITY	
Liabilities	
Current Liabilities	
Accounts Payable	
2010 · Accounts Payable	41,723.07
Total Accounts Payable	<u>41,723.07</u>
Credit Cards	
2050 · Mastercard Payable	211.83
Total Credit Cards	<u>211.83</u>
Other Current Liabilities	
2100 · Payroll Liabilities	1,942.33
2200 · Customer Deposits	27,500.00
2240 · Worker's Comp Payable	821.06
Total Other Current Liabilities	<u>30,263.39</u>
Total Current Liabilities	<u>72,198.29</u>
Long Term Liabilities	
2460 · Truck Loan	13,985.00
Total Long Term Liabilities	<u>13,985.00</u>
Total Liabilities	<u>86,183.29</u>
Equity	
3910 · Retained Earnings	194,131.87
Net Income	107,342.85
Total Equity	<u>301,474.72</u>
TOTAL LIABILITIES & EQUITY	<u>387,658.01</u>

EXAMPLES OF REPORTS ARE LISTED BELOW

Balance Sheet (Cash Basis)

4:39 AM

12/15/24

Cash Basis

Quality-Built Construction Balance Sheet As of December 31, 2024

	<u>Dec 31, 24</u>
ASSETS	
Current Assets	
Checking/Savings	
1110 · Company Checking Account	99,761.85
1120 · Company Savings Account	167,550.00
1130 · Payroll Checking Account	58.06
1140 · Petty Cash Account	131.10
Total Checking/Savings	<u>267,501.01</u>
Accounts Receivable	
1210 · Accounts Receivable	13,500.00
Total Accounts Receivable	<u>13,500.00</u>
Other Current Assets	
1320 · Retentions Receivable	3,350.00
1330 · Security Deposit	1,200.00
Total Other Current Assets	<u>4,550.00</u>
Total Current Assets	<u>285,551.01</u>
Fixed Assets	
1510 · Automobiles & Trucks	32,952.00
1520 · Computer & Office Equipment	19,862.00
1530 · Machinery & Equipment	25,643.00
1540 · Accumulated Depreciation	-6,500.00
Total Fixed Assets	<u>71,957.00</u>
TOTAL ASSETS	<u><u>357,508.01</u></u>
LIABILITIES & EQUITY	
Liabilities	
Current Liabilities	
Credit Cards	
2050 · Mastercard Payable	211.83
Total Credit Cards	<u>211.83</u>
Other Current Liabilities	
2100 · Payroll Liabilities	1,942.33
2200 · Customer Deposits	27,500.00
2240 · Worker's Comp Payable	821.06
Total Other Current Liabilities	<u>30,263.39</u>
Total Current Liabilities	<u>30,475.22</u>
Total Long Term Liabilities	<u>13,985.00</u>
Total Liabilities	<u>44,460.22</u>
Equity	
3910 · Retained Earnings	260,685.91
Net Income	52,361.88
Total Equity	<u>313,047.79</u>
TOTAL LIABILITIES & EQUITY	<u><u>357,508.01</u></u>

EXAMPLES OF REPORTS ARE LISTED BELOW

Job Progress Invoice vs Estimates

4:41 AM
12/15/24

Quality-Built Construction Job Progress Invoices vs. Estimates January through December 2024

Type	Date	Num	Estimate Active	Estimate Total	Progress Invoice	% Progress
Cruz, Albert						
Cottage - New Construction						
Estimate	08/15/2024	01-1012	X	198,825.00	0.00	0.00%
Estimate	09/01/2024	Milestone		335,000.00	331,650.00	99.00%
Wiessinger, Gary						
Bathroom Addition						
Estimate	01/01/2024	01-1010	X	164,205.00	160,705.00	97.87%
Guest Cottage						
Estimate	03/15/2024	01-1011	X	205,300.00	0.00	0.00%
Estimate	03/31/2024	Milestone		325,000.00	325,000.00	100.00%

EXAMPLES OF REPORTS ARE LISTED BELOW

Profit & Loss (Accrual Basis)

4:38 AM

12/15/24

Accrual Basis

Quality-Built Construction
Profit & Loss
 January through December 2024

	Jan - Dec 24	% of Income
Ordinary Income/Expense		
Income		
4110 · Construction Income	820,705.00	100.0%
Total Income	820,705.00	100.0%
Cost of Goods Sold		
5110 · Job Related Costs	318,282.21	38.8%
5200 · Job Labor Costs		
5210 · Job Labor (Gross Wages)	134,602.50	16.4%
5220 · Worker's Compensation Costs	12,854.25	1.6%
5230 · Direct Payroll Taxes	10,559.03	1.3%
Total 5200 · Job Labor Costs	158,015.78	19.3%
Total COGS	476,297.99	58.0%
Gross Profit	344,407.01	42.0%
Expense		
6020 · Advertising	9,950.00	1.2%
6060 · Bank Service Charges	154.00	0.0%
6100 · Car/Truck Expense		
6101 · Gas & Oil	3,597.67	0.4%
6103 · Repairs & Maintenance	3,692.22	0.4%
6107 · Insurance-Auto	3,300.00	0.4%
Total 6100 · Car/Truck Expense	10,589.89	1.3%
6135 · Computer Supplies/Equipment	2,350.00	0.3%
6140 · Contributions	1,200.00	0.1%
6160 · Dues and Subscriptions	2,500.00	0.3%
6180 · Insurance		
6182 · Liability Insurance	3,050.00	0.4%
6185 · Worker's Comp	97.20	0.0%
Total 6180 · Insurance	3,147.20	0.4%
6200 · Interest Expense		
6202 · Loan Interest	3,160.00	0.4%
Total 6200 · Interest Expense	3,160.00	0.4%
6490 · Office Supplies	9,921.81	1.2%
6500 · Payroll Expenses (office)		
6501 · Payroll (office staff)	6,900.00	0.8%
6503 · Officer's Labor	122,200.00	14.9%
6504 · Designer's Wages	3,900.00	0.5%
Total 6500 · Payroll Expenses (office)	133,000.00	16.2%
6570 · Professional Fees		
6571 · Accounting	4,050.00	0.5%
6572 · Legal Fees	1,402.00	0.2%
6573 · Computer Consultants	2,000.00	0.2%
Total 6570 · Professional Fees	7,452.00	0.9%
6610 · Postage and Delivery	1,620.00	0.2%
6650 · Rent	15,360.00	1.9%
6800 · Telephone	12,756.30	1.6%
6820 · Taxes	2,043.00	0.2%
6830 · Training and Conferences	9,900.00	1.2%
6900 · Meals and Entertainment	3,035.65	0.4%
6920 · Tools & Machinery (under \$500)	7,074.31	0.9%
6970 · Utilities	1,850.00	0.2%
Total Expense	237,064.16	28.9%
Net Ordinary Income	107,342.85	13.1%
Net Income	107,342.85	13.1%

EXAMPLES OF REPORTS ARE LISTED BELOW

Profit & Loss (Accrual Basis)

4:38 AM

12/15/24

Accrual Basis

Quality-Built Construction
Profit & Loss
 January through December 2024

	Jan - Dec 24
Ordinary Income/Expense	
Income	
4110 · Construction Income	790,555.00
Total Income	790,555.00
Cost of Goods Sold	
5110 · Job Related Costs	344,063.18
5200 · Job Labor Costs	
5210 · Job Labor (Gross Wages)	134,602.50
5220 · Worker's Compensation Costs	12,854.25
5230 · Direct Payroll Taxes	10,559.03
Total 5200 · Job Labor Costs	158,015.78
Total COGS	502,078.96
Gross Profit	288,476.04
Expense	
6020 · Advertising	9,000.00
6060 · Bank Service Charges	154.00
6100 · Car/Truck Expense	
6101 · Gas & Oil	3,597.67
6103 · Repairs & Maintenance	3,692.22
6107 · Insurance-Auto	3,300.00
Total 6100 · Car/Truck Expense	10,589.89
6135 · Computer Supplies/Equipment	2,350.00
6140 · Contributions	1,200.00
6160 · Dues and Subscriptions	2,500.00
6180 · Insurance	
6182 · Liability Insurance	3,050.00
6185 · Worker's Comp	97.20
Total 6180 · Insurance	3,147.20
6200 · Interest Expense	
6202 · Loan Interest	3,160.00
Total 6200 · Interest Expense	3,160.00
6490 · Office Supplies	9,921.81
6500 · Payroll Expenses (office)	
6501 · Payroll (office staff)	6,900.00
6503 · Officer's Labor	122,200.00
6504 · Designer's Wages	3,900.00
Total 6500 · Payroll Expenses (office)	133,000.00
6570 · Professional Fees	
6571 · Accounting	4,050.00
6572 · Legal Fees	1,402.00
6573 · Computer Consultants	2,000.00
Total 6570 · Professional Fees	7,452.00
6610 · Postage and Delivery	1,620.00
6650 · Rent	15,360.00
6800 · Telephone	12,756.30
6820 · Taxes	2,043.00
6830 · Training and Conferences	9,900.00
6900 · Meals and Entertainment	3,035.65
6920 · Tools & Machinery (under \$500)	7,074.31
6970 · Utilities	1,850.00
Total Expense	237,064.16
Net Ordinary Income	107,342.85
Net Income	107,342.85

EXAMPLES OF REPORTS ARE LISTED BELOW

Profit & Loss (Cash Basis)

4:38 AM
12/15/24
Cash Basis

Quality-Built Construction
Profit & Loss
January through December 2024

	Jan - Dec 24	% of Income
Ordinary Income/Expense		
Income		
4110 · Construction Income	790,555.00	100.0%
Total Income	790,555.00	100.0%
Cost of Goods Sold		
5110 · Job Related Costs	344,063.18	43.5%
5200 · Job Labor Costs		
5210 · Job Labor (Gross Wages)	134,602.50	17.0%
5220 · Worker's Compensation Costs	12,854.25	1.6%
5230 · Direct Payroll Taxes	10,559.03	1.3%
Total 5200 · Job Labor Costs	158,015.78	20.0%
Total COGS	502,078.96	63.5%
Gross Profit	288,476.04	36.5%
Expense		
6020 · Advertising	9,000.00	1.1%
6060 · Bank Service Charges	154.00	0.0%
6100 · Car/Truck Expense		
6101 · Gas & Oil	3,597.67	0.5%
6103 · Repairs & Maintenance	3,692.22	0.5%
6107 · Insurance-Auto	3,300.00	0.4%
Total 6100 · Car/Truck Expense	10,589.89	1.3%
6135 · Computer Supplies/Equipment	2,350.00	0.3%
6140 · Contributions	1,200.00	0.2%
6160 · Dues and Subscriptions	2,500.00	0.3%
6180 · Insurance		
6182 · Liability Insurance	3,050.00	0.4%
6185 · Worker's Comp	97.20	0.0%
Total 6180 · Insurance	3,147.20	0.4%
6200 · Interest Expense		
6202 · Loan Interest	3,160.00	0.4%
Total 6200 · Interest Expense	3,160.00	0.4%
6490 · Office Supplies	9,921.81	1.3%
6500 · Payroll Expenses (office)		
6501 · Payroll (office staff)	6,900.00	0.9%
6503 · Officer's Labor	122,200.00	15.5%
6504 · Designer's Wages	3,900.00	0.5%
Total 6500 · Payroll Expenses (office)	133,000.00	16.8%
6570 · Professional Fees		
6571 · Accounting	4,050.00	0.5%
6572 · Legal Fees	1,402.00	0.2%
6573 · Computer Consultants	2,000.00	0.3%
Total 6570 · Professional Fees	7,452.00	0.9%
6610 · Postage and Delivery	1,620.00	0.2%
6650 · Rent	15,360.00	1.9%
6800 · Telephone	12,756.30	1.6%
6820 · Taxes	2,043.00	0.3%
6830 · Training and Conferences	9,900.00	1.3%
6900 · Meals and Entertainment	3,035.65	0.4%
6920 · Tools & Machinery (under \$500)	7,074.31	0.9%
6970 · Utilities	1,850.00	0.2%
Total Expense	236,114.16	29.9%
Net Ordinary Income	52,361.88	6.6%
Net Income	52,361.88	6.6%

EXAMPLES OF REPORTS ARE LISTED BELOW

Profit & Loss (Cash Basis)

4:38 AM
12/15/24
Cash Basis

Quality-Built Construction
Profit & Loss
January through December 2024

	Jan - Dec 24
Ordinary Income/Expense	
Income	
4110 · Construction Income	790,555.00
Total Income	790,555.00
Cost of Goods Sold	
5110 · Job Related Costs	344,063.18
5200 · Job Labor Costs	
5210 · Job Labor (Gross Wages)	134,602.50
5220 · Worker's Compensation Costs	12,854.25
5230 · Direct Payroll Taxes	10,559.03
Total 5200 · Job Labor Costs	158,015.78
Total COGS	502,078.96
Gross Profit	288,476.04
Expense	
6020 · Advertising	9,000.00
6060 · Bank Service Charges	154.00
6100 · Car/Truck Expense	
6101 · Gas & Oil	3,597.67
6103 · Repairs & Maintenance	3,692.22
6107 · Insurance-Auto	3,300.00
Total 6100 · Car/Truck Expense	10,589.89
6135 · Computer Supplies/Equipment	2,350.00
6140 · Contributions	1,200.00
6160 · Dues and Subscriptions	2,500.00
6180 · Insurance	
6182 · Liability Insurance	3,050.00
6185 · Worker's Comp	97.20
Total 6180 · Insurance	3,147.20
6200 · Interest Expense	
6202 · Loan Interest	3,160.00
Total 6200 · Interest Expense	3,160.00
6490 · Office Supplies	9,921.81
6500 · Payroll Expenses (office)	
6501 · Payroll (office staff)	6,900.00
6503 · Officer's Labor	122,200.00
6504 · Designer's Wages	3,900.00
Total 6500 · Payroll Expenses (office)	133,000.00
6570 · Professional Fees	
6571 · Accounting	4,050.00
6572 · Legal Fees	1,402.00
6573 · Computer Consultants	2,000.00
Total 6570 · Professional Fees	7,452.00
6610 · Postage and Delivery	1,620.00
6650 · Rent	15,360.00
6800 · Telephone	12,756.30
6820 · Taxes	2,043.00
6830 · Training and Conferences	9,900.00
6900 · Meals and Entertainment	3,035.65
6920 · Tools & Machinery (under \$500)	7,074.31
6970 · Utilities	1,850.00
Total Expense	236,114.16
Net Ordinary Income	52,361.88
Net Income	52,361.88




CONSTRUCTION COST ACCOUNTING

www.constructioncostaccounting.com

"I'll employ a builder instead of trying to construct a house myself. Likewise, if you let us do your bookkeeping, you can focus on building your business."

Tammy H. - Operation Director of CCA



Contact Us:

Constructioncostacc.inc@gmail.com

949-356-0804